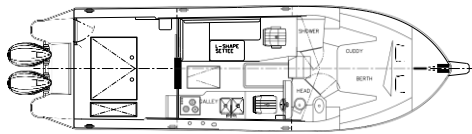


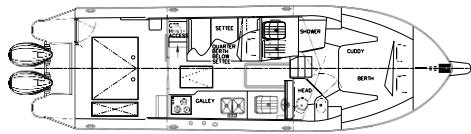


EAGLECRAFT 36 OUTBOARD

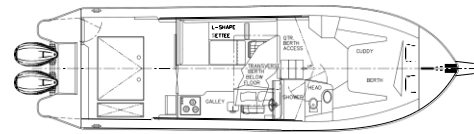
EAGLECRAFT BOATS ARE CUSTOM DESIGNED AND UNIQUE TO YOU. WORK WITH OUR DEDICATED AND SKILLED TEAM TO DEVELOP THE ULTIMATE CRUISER, FISHING MACHINE, OR MULTI-PURPOSE ADVENTURE VESSEL TO SUIT YOUR NEEDS AND LIFESTYLE.



Base Platform
Layout



Layout Option A
(Quarter Berth)



Layout Option B
(Transverse Berth)

SPECIFICATIONS

Length (bow to swim grid): 36'9

Beam: 11'4"

Weight: Approx 16,000 lbs

Fuel: 300 US Gal / 1135 Liters / 250 IMP Gal

Water capacity: 70 US Gallons / 287 Liters / 60 IMP Gal

Holding tank: 38 US Gallons / 105 Liters / 22 IMP gal

Accommodations: Seating for 6 and Sleeping for 4-6

FEATURES

Spacious cuddy cabin with Island berth configuration

Main cabin seats 6 with optional quarter berth under L shaped settee. Settee converts to additional berth

Well appointed cabin interior with custom interior, upholstery, and counter tops

Custom designed galley cabinetry and layout
State of the art sound proofing materials Diesel furnace and bus heater / defroster

2800 watt inverter/ battery charger system with agm batteries, dual engine start batteries.

Shore power with galvanic isolator with Smart Plug and Cord

8 "Bow Thruster optional

L.E.D lighting

Electric Windlass with anchor package

CONTACT US



BOATS@EAGLECRAFT.COM



(250) 286-6749



2177 ISLAND HWY, CAMPBELL RIVER, B.C.
CANADA, V9W 2G6



EAGLECRAFT DIFFERENCE

CONSTRUCTION

Custom, high quality, commercial grade construction with heavy gauge aluminum construction methods

- Each Welder/Fabricator is Canadian Welding Bureau certified in aluminum welding
- Constructed to ABYC standards (where applicable)



BESPOKE EXPERIENCE

Custom designed to meet your needs with our "in house" design team

- Designed to be the ultimate cruiser, fishing machine or multi purpose adventure vessel unique to you
- Your choice of finishes, colors, and equipment
- Experience of working with our dedicated and skilled team to create and build your ultimate vessel

DESIGN

Shares design heritage with our regarded commercial vessel designs with safety, performance, strength, & durability in mind

- Several layout options available all with centerline queen size berth with separate shower and head
- 2nd berth layouts available
- Excellent and predictable seakeeping characteristics with exceptional performance
- Designed for twin outboards or single or twin diesel stern drive with SeaKeeper and generator available
- Sound mitigation and insulation materials used throughout for enhanced interior environment
- Diesel Hydronic heat system with defrost system and hot water capability



CONTACT US



BOATS@EAGLECRAFT.COM



(250) 286-6749



2177 ISLAND HWY, CAMPBELL RIVER, B.C.
CANADA, V9W 2G6



EAGLECRAFT.COM

HULL & SUPERSTRUCTURE

- 36' LOA x 11'4" beam hull. Fabricated with 1/4" 5086 alloy bottom & side plate, polyurethane foam flotation, 7 welded cleats
- Deep transverse frames every 18" to 24" welded at every longitudinal stringer & gunwale
- Keel doubler 1/4" x 2" angle welded on full length of keel
- Soundproof hull with acoustic materials cuddy cabin and under main cabin sole.
- Log skegs
- Forward leaning cabin. Includes insulation with laminate paneling with wood trim, paint on aluminum surfaces.
- Commercial grade windows—4 sliding
- High Profile Cuddy Cabin
- 300 US Gal/1135 Liter/ 250 Imp Gal Aluminum Fuel tank
- 70 US gal/ 287 liter/ 60 Imp plastic water tank with gauge
- (1) 2000 gph bilge pump w float switch forward, (1) 2000 gph bilge pump w float switch in aft storage with alarm
- 40" extended hardtop with drainage for cabin roof
- Aft Deck: 90" to 112" long x 108" wide with self bailing deck
- Aft Cockpit lazarette storage - large locker, lid with gas struts, in cockpit sole with overboard drainage
- Transom door
- 1" aluminum bow railing extending part way down cabin
- Cockpit railing with safety chains
- Extended swim platform with 4 step collapsible ladder
- Bottom Paint and Non skid Paint systems

GALLEY/ MAIN CABIN

- "Dinette, seats 4, sleeps 2, with cloth seating cushions (table lowers to convert additional berth)
- Mechanical suspension seats, Black Vinyl Helm, Co-pilot Mounted on storage boxes
- Custom galley cabinetry custom designed to fit your needs. Your choice of wood laminate finishes
- (2) 11lb Fiberglass propane tank mounted in storage box in cockpit with propane gas detector and solenoid
- 2 burner propane cooktop
- 4.3ft 12/110vt Refrigerator/ Freezer
- stainless steel sink, with pull out single lever faucet
- LED lights on dimmer switch, switchable to red
- LED courtesy lights
- (2) USB outlets
- Ventilation Vent
- CO Sensor

ENGINE/ MECHANICAL/ SYSTEMS

- Twin Outboards—Yamaha 425 XTO or Suzuki DF350 (Single & Twin Volvo Diesel engines available)
- Dual Racor Fuel Filters
- Power assist steering
- Trim tabs
- 11 US gal/ 45 Liter S.S. Hot water heater 110 vlt / engine
- 17,000 btu hydronic diesel furnace
- Defrost dash cowling system for forward windshield
- Windlass with foot pedals & helm controls, plow anchor, 50' 5/16" Chain, 300' nylon rode

ELECTRICAL SYSTEM

- Outboard alternators
- 40 amp battery charger
- Blue Sea 12 volt system with switches/ fuses
- Blue sea 120 vlt /30 amp panel with breakers, 50' smart cord, 3 110vlt outlets, galvanic isolator
- Blue Sea automatic charge relays with manual over ride
- (2) AGM starting batteries 31 Series,
- (2) AGM house batteries 6 volt
- Tinned Marine Grade wiring with labeled heat shrink connections

NAVIGATION

- Richie compass with light
- S.S. air horn
- I-com VHF Radio with 8' antenna
- LED Navigation lights
- Cockpit spreader light
- 2 Wipers with washer system
- Radar Mast with hinge system

CUDDY CABIN/ HEAD

- Island style berth, laminate bulkheads, hull & deck insulation with hull quality hull liner & Soft touch headliner.
- Queen size memory foam mattress with storage underneath
- Hanging closets and storage
- Head with Vacuflush toilet with holding tank and overboard discharge, Vanity with sink, 126 liters/ 28 US gallon holding tank, port hole, Ventilation Vent, LED lighting
- Your choice of wood laminate finishes
- Shower compartment with hot and cold fixture, drainage, LED lighting & ventilation
- 19" x 19" hatch with screen & shade
- LED lighting with courtesy light

CONTACT US



BOATS@EAGLECRAFT.COM

2177 ISLAND HWY, CAMPBELL RIVER, B.C.
CANADA, V9W 2G6

(250) 286-6749



POPULAR CUSTOM OPTIONAL EQUIPMENT

PREFERRED OPTION PACKAGE

- Upgrade to 60 US gal/ 227 liter/ 50 Imp Stainless Steel water tank
- Upgrade to 7.0 ft 12/110vlt Refrigerator/ Freezer - S.S.
- Microwave Package with outlet and cabinet
- Upgrade to premium suspension helm & co-pilot seats with height adjustable, more travel, swivels
- Remote spotlight
- Recessed bow docking Light
- 8" 12 volt Commercial Bow Thruster with AGM battery

ENGINE/ MECHANICAL/ SYSTEM OPTIONS

- Increase Fuel tank to 350 US Gallon
- Yamaha 2nd helm controls with steering mounted on aft console
- Helm Master Joystick option
- Suzuki 2nd station helm controls with steering mounted on aft console
- SeaStar/Dometic Optimus 360 joystick/steering at two helms with Seastation
- Automatic Outboard Flushing System
- Northern Lights 6 kw diesel generator
- SeaKeeper 3
- Increase Diesel hydronic furnace to 30,000 btu's (require for second berth)
- Upgrade trim tabs to automated interceptor system
- 2800 watt inverter(12 vlt to 120 vlt)/ battery charger with remote panel, upgrade to (2) pair (4) AGM house batteries, upgrade from standard 20 amp battery charger
- Remote Battery Switches for house and start batteries
- 3 additional 120 volt A.C. outlets
- (2) 150 watt solar panel charging kit with charge controller
- Water maker 14 US gal hr water maker automated controls

SAFETY PACKAGE

- 6 Person Life raft with hydrostatic release mounted on cabin roof
- 6 Adult Keyhole Life vest, Flare kits,(5) 5/8" x 20 ft braided lines, (5) G5 bumpers w lines, life ring w line, (2)Fire Extinguisher 5# Dry, CO/ Smoke detector, 200 piece tool kit, boat hook

Additional Custom Options & Equipment Available Upon Request
All vessels are custom designed to fit our customers specific needs

EXTERIOR OPTIONS

- Walk-thru side door 20" opening in cockpit
- Hull Vinyl wrap color
- Cabin Vinyl wrap color
- Sure shade power sun shade
- Upgrade to high bow railings
- Aft Deck railings
- Aft Deck folding bench seat with removable cushions

INTERIOR OPTIONS

- Second berth - Quarter Berth (**Layout A**)
- Second berth - Transverse berth (**Layout B**)
- Enclose Second berth entrance for privacy
- Change traditional dinette settee to "**L shaped**" settee (**Required for Transverse berth**)
- Storage compartment in cabin sole
- Select interior colors including wood grain , counters, paint , and upholstery

ELECTRONICS

- Garmin 8612xsv 12" chart plotter w sonar, 18" fantom radar dome, GT51 transducer, Garmin Grid
- Increase Chart plotter size to 8616xsv 16" display
- Additional 12 " Garmin display
- Additional 16 " Garmin display
- AIS system (transmit and received networked to Garmin Displays)
- Stereo Fusion AM/FM unit with Bluetooth, UBS, AUX with (4) JL AUDIO speakers
- Remote vessel monitoring system for Bilge Pump, Battery, Temperature, Shore power, & vessel position

FISHING PACKAGE

- Kicker Package- Yamaha 25 hp Kicker extra long shaft,
- Fish box built in deck (2) 12 vlt Scotty downriggers, Pot hauler
- 8 Aluminum rod holders across the transom or cabin roof extension
- 6 Burnewiin thru gunwale rod holders with cleaning table
- Custom Tackle center
- Raw water wash down system, 6 gpm / 70 psi, cockpit outlet, hose, nozzle
- Fresh water wash down outlet in cockpit, connected to fresh water system, hose, nozzle

Pricing Subject to Change without notice

DAVIT AND DINGHY / MOUNTS

- (9') aluminum rigid/ inflatable hull, 300 lbs davit w electric winch, roof cradle, bridle

CONTACT US



BOATS@EAGLECRAFT.COM



2177 ISLAND HWY,CAMPBELL RIVER, B.C.
 CANADA, V9W 2G6



(250) 286-6749

