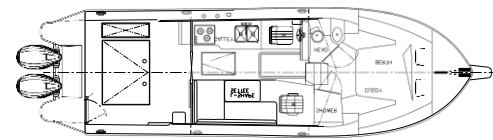


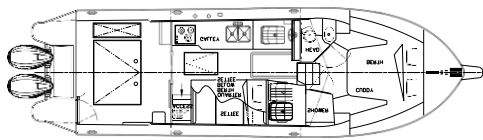


## EAGLECRAFT 38 CRUISER OUTBOARDS

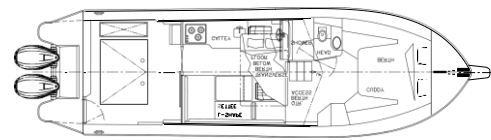
EAGLECRAFT BOATS ARE CUSTOM DESIGNED AND UNIQUE TO YOU. WORK WITH OUR DEDICATED AND SKILLED TEAM TO DEVELOP THE ULTIMATE CRUISER, FISHING MACHINE, OR MULTI-PURPOSE ADVENTURE VESSEL TO SUIT YOUR NEEDS AND LIFESTYLE.



Base Platform Layout  
(Larger aft deck)



Layout Option A  
(Quarter Berth)



Layout Option B  
(Transverse Berth)

### SPECIFICATIONS

**Length (bow to swim grid):** 38'6" (Bow to swim grid)

**Maximum Beam :** 11'4" or 12' optional

**Weight:** Approx. 19,500 lbs. (full tanks)

**Fuel:** 400 US gal/ 1514 liters/333 imp gal

**Water:** 70 US Gallons / 287 Liters / 60 IMP Gal

**Waste Holding Tank::** 28 US gal/105 liters/22 imp gal/

**Accommodations:** Seating for 6-7 / Sleeping for 6

### PERFORMANCE (TRIPLE 300'S)

**Cruise Speed:** 28 Kts @4200

**Max Speed:** 42 kts

**Range:** 330 N.MI

\* Full of fuel, and water 3 person per- formance subject to change

## CONTACT US



BOATS@EAGLECRAFT.COM



2177 ISLAND HWY, CAMPBELL RIVER, B.C.  
CANADA, V9W 2G6



(250) 286-6749



EAGLECRAFT.COM

# EAGLECRAFT DIFFERENCE

## CONSTRUCTION

**Custom, high quality, commercial grade construction with heavy gauge aluminum construction methods**

- Each Welder/Fabricator is Canadian Welding Bureau certified in aluminum welding
- Constructed to ABYC standards (where applicable)



## BESPOKE EXPERIENCE

**Custom designed to meet your needs with our "in house" design team**

- Designed to be the ultimate cruiser, fishing machine or multi purpose adventure vessel unique to you
- Your choice of finishes , colors, and equipment
- Experience of working with our dedicated and skilled team to create and build your ultimate vessel

## DESIGN

**Shares design heritage with our regarded commercial vessel designs with safety, performance, strength, & durability in mind**

- Several layout options available all with centerline queen size berth with separate shower and head
- 2nd berth layouts available
- Excellent and predictable seakeeping characteristics with exceptional performance
- Designed for twin / triple outboards or twin diesel stern drive with SeaKeeper and generator available
- Sound mitigation and insulation materials used throughout for enhanced interior environment
- Diesel Hydronic heat system with defrost system and hot water capability



## CONTACT US



BOATS@EAGLECRAFT.COM



2177 ISLAND HWY, CAMPBELL RIVER, B.C.  
CANADA, V9W 2G6



(250) 286-6749



## HULL & SUPERSTRUCTURE

- 38'6" LOA x 11'4" beam hull. Fabricated with 1/4" 5086 alloy bottom & side plate, polyurethane foam flotation, 7 welded cleats
- Deep transverse frames every 18" to 24" welded at every longitudinal stringer & gunwale
- Keel doubler 1/4" 2" x 2" angle welded on full length of keel
- Soundproof hull with acoustic materials cuddy cabin and under main cabin sole.
- Log skegs
- Forward leaning cabin. Includes insulation with laminate paneling with wood trim, paint on aluminum surfaces.
- Commercial grade marine windows—3 sliding
- High Profile Cuddy Cabin
- 400 US Gal/ 1515 Liter/ 333 Imp Gal Aluminum Fuel tank
- 70 US gal/ 287 liter/ 60 Imp plastic water tank with gauge
- (1) 2000 gph bilge pump w float switch forward, (1) 2000 gph bilge pump w float switch in aft storage with alarm
- 40" extended hardtop with drainage for cabin roof
- 70 to 84 Sq ft of aft deck with self bailing drainage
- Aft Cockpit lazarette storage - large locker, lid with gas struts, in cockpit sole with overboard drainage
- Transom door
- 1" aluminum bow railing extending part way down cabin
- Cockpit railing with safety chains
- Extended swim platform with 4 step collapsible ladder
- Bottom Paint and Non skid Paint systems

## GALLEY/ MAIN CABIN

- "Dinette, seats 4, sleeps 2, with cloth seating cushions ( table lowers to convert additional berth)
- Mechanical suspension seats, Black Vinyl Helm, Co-pilot Mounted on storage boxes
- Custom galley cabinetry custom designed to fit your needs. Your choice of wood laminate finishes
- (2) 11lb Fiberglass propane tank mounted in storage box in cockpit with propane gas detector and solenoid
- 2 burner propane cooktop
- 4.3ft 12/110vt Refrigerator/ Freezer
- stainless steel sink, with pull out single lever faucet
- LED lights on dimmer switch, switchable to red
- LED courtesy lights
- (2) USB outlets
- Ventilation Vent
- CO Sensor

**Delivery includes 1 day of training**

## ENGINE/ MECHANICAL/ SYSTEMS

- Twin Outboards—Yamaha 425 XTO or Triple 300's Mercury Options available triple 300's or Twin V12 600's ( Twin Volvo Diesel engines available)
- Racor Fuel Filters
- Power assist steering
- Trim tabs
- 11 US gal/ 45 Liter S.S. Hot water heater 110 vlt / furnace heat
- 17,000 btu hydronic diesel furnace
- Defrost dash cowling system for forward windshield
- Windlass with foot pedals & helm controls, plow anchor, 50' 5/16" Chain, 300' nylon rode

## ELECTRICAL SYSTEM

- Outboard alternators
- 40 amp battery charger
- Blue Sea 12 volt system with switches/ fuses
- Blue sea 120 vlt /30 amp panel with breakers, 50' smart cord, 3 110vlt outlets, galvanic isolator
- Blue Sea automatic charge relays with manual over ride
- (2) AGM starting batteries 31 Series,
- (2) AGM house batteries 6 volt
- Tinned Marine Grade wiring with labeled heat shrink connections

## NAVIGATION

- Richie compass with light
- S.S. air horn
- I-com VHF Radio with 8' antenna
- LED Navigation lights
- Cockpit spreader light
- 2 Wipers with washer system
- Radar Mast with hinge system

## CUDDY CABIN/ HEAD

- Island style berth, laminate bulkheads, hull & deck insulation with hull quality hull liner & Soft touch headliner.
- Queen size memory foam mattress with storage underneath
- Hanging closets and storage
- Head with Vacuflush toilet with holding tank and overboard discharge, Vanity with sink, 126 liters/ 28 US gallon holding tank, port hole, Ventilation Vent, LED lighting
- Your choice of wood laminate finishes
- Shower compartment with hot and cold fixture, drainage, LED lighting & ventilation
- 19" x 19" hatch with screen & shade
- LED lighting with courtesy light

## CONTACT US



BOATS@EAGLECRAFT.COM



(250) 286-6749



2177 ISLAND HWY, CAMPBELL RIVER, B.C.  
 CANADA, V9W 2G6



# POPULAR CUSTOM OPTIONAL EQUIPMENT

## PREFERRED OPTION PACKAGE

- Upgrade to 60 US gal/ 227 liter/ 50 Imp Stainless Steel water tank
- Upgrade to 7.0 ft 12/110vlt Refrigerator/ Freezer - S.S.
- Microwave Package with outlet and cabinet
- Upgrade to premium suspension helm & co-pilot seats with height adjustable, more travel, swivels
- Remote spotlight
- Recessed bow docking Light
- 8" 12 volt Commercial Bow Thruster with AGM battery

## ENGINE/ MECHANICAL/ SYSTEM OPTIONS

- Yamaha 2nd helm controls with steering mounted on aft console
- Helm Master Joystick option
- Mercury Outboards as option Triple 300's and Twin 600's
- Automatic Outboard Flushing System
- Jackplates
- Diesel generator
- SeaKeeper 3
- Increase Diesel hydronic furnace to 30,000 btu's ( require for second berth)
- 3000 watt inverter( 12 vlt to 120 vlt)/ battery charger with remote panel, upgrade to (2 ) pair (4) AGM house batteries, upgrade from standard 20 amp battery charger
- Remote Battery Switches for house and start batteries
- 3 additional 120 volt A.C. outlets
- (2 ) 190 watt solar panel charging kit with charge controller
- Water maker 14 US gal hr water maker automated controls

## DAVIT AND DINGHY / MOUNTS

- (9') aluminum rigid/ inflatable hull, 300 lbs davit w electric winch, roof cradle, bridle

## SAFETY PACKAGE

- 6 Person Life raft with hydrostatic release mounted on cabin roof
- 6 Adult Keyhole Life vest, Flare kits,(5) 5/8" x 20 ft braided lines, (5) G5 bumpers w lines, life ring w line, (2 )Fire Extinguisher 5# Dry, CO/ Smoke detector, 200 piece tool kit, boat hook

## EXTERIOR OPTIONS

- Walk-thru side door 20" opening in cockpit
- Beam increase from 11'4" to 12'0"
- Hull Vinyl wrap color
- Cabin Vinyl wrap color
- EagleShade sun shade
- Upgrade to high bow railings
- Aft Deck railings
- Aft Deck folding bench seat with removable cushions
- Synthetic exterior non-skid decking

## INTERIOR OPTIONS

- Second berth - Quarter Berth ( Layout A)
- Second berth - Transverse Berth ( Layout B)
- Enclose Second berth entrance for privacy
- Change traditional dinette settee to "L shaped" settee
- Storage compartment in cabin sole
- Select interior colors including wood grain , counters, paint , and upholstery
- Upgrade to Corian counters in galley and head

## ELECTRONICS

- Garmin 8612xsv 12" chart plotter w sonar, 18" fantom radar dome, transducer, Garmin Grid
- Increase Chart plotter size to 8616xsv 16" display
- Additional 12 " Garmin display
- Additional 16 " Garmin display
- AIS system ( transmit and received networked to Garmin Displays)
- Stereo Fusion AM/FM unit with Bluetooth, UBS, AUX with (4) JL AUDIO speakers
- Remote vessel monitoring system for Bilge Pump, Battery, Temperature, Shore power, & vessel position
- Digital Switching for 12 volt vessel electrical system

## FISHING PACKAGE

- Kicker Package- Yamaha 25 hp Kicker extra long shaft, on ly available with Twin 425's
- Fish box built in deck or transom (2) 12 vlt Scotty downriggers, Pot hauler
- Aluminum rod holders across the transom or cabin roof extension
- 6 Burnewiin thru gunwale rod holders with cleaning table
- Custom Tackle center
- Raw water wash down system, 6 gpm / 70 psi, cockpit outlet, hose, nozzle
- Fresh water wash down outlet in cockpit, connected to fresh water system, hose, nozzle

**Additional Custom Options & Equipment Available Upon Request**  
**All vessels are custom designed to fit our customers specific needs**

## CONTACT US



BOATS@EAGLECRAFT.COM



2177 ISLAND HWY, CAMPBELL RIVER, B.C.  
CANADA, V9W 2G6



(250) 286-6749



EAGLECRAFT.COM