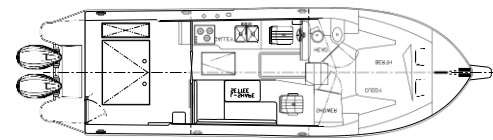


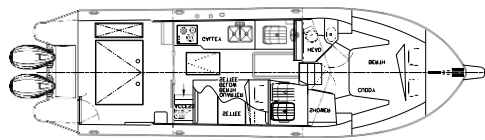


EAGLECRAFT 38 CRUISER

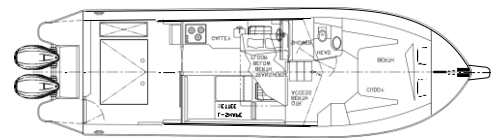
EAGLECRAFT BOATS ARE CUSTOM DESIGNED AND UNIQUE TO YOU. WORK WITH OUR DEDICATED AND SKILLED TEAM TO DEVELOP THE ULTIMATE CRUISER, FISHING MACHINE, OR MULTI-PURPOSE ADVENTURE VESSEL TO SUIT YOUR NEEDS AND LIFESTYLE.



Base Platform Layout
(Larger aft deck)



Layout Option A
(Quarter Berth)



Layout Option B
(Transverse Berth)

SPECIFICATIONS

Length (bow to swim grid): 38'6" (Bow to swim grid)

Maximum Beam : 11'4", 12' or 13' optional

Weight: Approx. 19,500 -22,000 lbs (full tanks)

Fuel: 400 US Gal Outboards/ 250- 300 US Gal Diesels

Water: 60 US Gallons

Waste Holding Tank:: 28 US gal/ 105 liters/22 imp gal/

Accommodations: Seating for 6-7 / Sleeping for 6

PERFORMANCE (TRIPLE 300'S)

Cruise Speed: 28 Kts @4200

Max Speed: 42 kts

Range: 330 N.MI

* Full of fuel, and water 3 person performance subject to change

CONTACT US



BOATS@EAGLECRAFT.COM



2177 ISLAND HWY, CAMPBELL RIVER, B.C.
CANADA, V9W 2G6



(250) 286-6749



EAGLECRAFT DIFFERENCE

CONSTRUCTION

Custom, high quality, commercial grade construction with heavy gauge aluminum construction methods

- Each Welder/Fabricator is Canadian Welding Bureau certified in aluminum welding
- Constructed to ABYC standards (where applicable)



BESPOKE EXPERIENCE

Custom designed to meet your needs with our "in house" design team

- Designed to be the ultimate cruiser, fishing machine or multi purpose adventure vessel unique to you
- Your choice of finishes , colors, and equipment
- Experience of working with our dedicated and skilled team to create and build your ultimate vessel

DESIGN

Shares design heritage with our regarded commercial vessel designs with safety, performance, strength, & durability in mind

- Several layout options available all with centerline queen size berth with separate shower and head
- 2nd berth layouts available
- Excellent and predictable seakeeping characteristics with exceptional performance
- Designed for twin / triple outboards or twin diesel stern drive with SeaKeeper and generator available
- Sound mitigation and insulation materials used throughout for enhanced interior environment
- Diesel Hydronic heat system with defrost system and hot water capability



CONTACT US



BOATS@EAGLECRAFT.COM



2177 ISLAND HWY, CAMPBELL RIVER, B.C.
CANADA, V9W 2G6



(250) 286-6749



HULL & SUPERSTRUCTURE

- 38'6" LOA x 11'4" beam hull. Fabricated with 5/16" 5086 alloy bottom & 1/4" side plate, polyurethane insulation, 7 welded cleats
- Deep transverse frames every 18" to 26" welded at every longitudinal stringer & gunwale
- Keel doubler 1/4" 2" x 2" angle welded on full length of keel
- Soundproof hull with acoustic materials cuddy cabin and under main cabin sole.
- Log skegs
- Forward leaning cabin. Includes insulation with synthetic wood grain paneling with wood trim, paint on aluminum surfaces.
- Commercial grade marine windows—3 sliding
- High Profile Cuddy Cabin
- Outboards - 400 US Gal Aluminum Fuel tank
- Diesel- 250-300 US Gal Aluminum Fuel tank per engine size
- 60 US gal water tank with gauge
- (2or 3) 2000 gph bilge pump w float switch
- 40" extended hardtop with drainage for cabin roof
- 70 to 84 Sq ft of aft deck with self bailing drainage
- Aft Cockpit lazarette storage - large locker, lid with gas struts, in cockpit sole with overboard drainage
- Transom door
- 1" aluminum bow railing extending part way down cabin
- Extended swim platform with telescoping ladder
- Bottom Paint and Non skid Paint systems

GALLEY/ MAIN CABIN

- Your choice of with synthetic wood grain paneling with wood trim, counters, and upholstery
- Dinette, seats 4, sleeps 2, with cloth seating cushions (table convert additional berth)
- Premium suspension helm & co-pilot seats with adjustable travel & height
- Custom galley cabinetry custom designed to fit your needs. Your choice Of synthetic wood grain paneling with wood trim finishes
- 2 burner electric induction cook top
- Microwave Package with outlet and cabinet
- 7.0 ft 12/110vlt Refrigerator/ Freezer - S.S.
- stainless steel sink, with pull out single lever faucet
- LED lights on dimmer switch, switchable to red
- LED courtesy lights
- (2) USB outlets
- Storage compartment in cabin sole
- Ventilation Vent
- CO Sensor

Includes 1 day of EagleCraft factory vessel training

ENGINE/ MECHANICAL/ SYSTEMS

- Twin Outboards—Yamaha 450 XTO or Triple 300's Mercury triple 300's or V10 400's or Twin V12 600's
- Twin Diesels - Volvo Penta D4 320 DPI or twin Volvo Penta D6 440 DPI
- Fuel water separator filters
- Steer by wire system
- Electric trim tabs
- 11 US gal/ 45 Liter S.S. Hot water heater 110 vlt / furnace heat
- 30,,000 btu hydronic diesel furnace
- Defrost dash cowling system for forward windshield
- Windlass with foot pedals & helm controls, plow anchor, 50' 5/16" Chain, 300' nylon rode
- 8" 12 volt Commercial Bow Thruster with AGM battery

ELECTRICAL SYSTEM

- 3000 watt inverter(12 vlt to 120 vlt) & battery charger with remote panel
- 12 volt system with switches/ fuses
- Shore power 120 vlt /30 amp panel with breakers, 50' smart cord, 3 110vlt outlets, galvanic isolator
- automatic charge relays with manual over ride
- Helm mounted Remote Battery Switches for House and Start battery systems
- (2-3) AGM starting batteries 31 Series,
- (4) AGM house batteries 6 volt
- Tinned Marine Grade wiring with labeled heat shrink connections

NAVIGATION

- Richie compass with light
- S.S. dual trumpet horn
- VHF Radio with 8' antenna & AIS system (Class B - transmit and received networked to Garmin Displays)
- LED Navigation lights
- LED Bow Docking light, Remote Spotlight ,Cockpit spreader light
- 2 Wipers with washer system
- Radar Mast

CUDDY CABIN/ HEAD

- Island style berth, laminate bulkheads, hull & deck insulation with high quality hull liner & Soft touch headliner.
- Queen size memory foam mattress with storage under
- Hanging closets and storage
- Head with Vacuflush toilet with 28 US gal holding tank and overboard discharge, Vanity with sink, port hole, Ventilation Vent, LED lighting
- Your choice of with synthetic wood grain paneling with wood trim
- Shower compartment with hot and cold fixture, drainage, LED lighting & ventilation
- 19" x 19" hatch with screen & shade
- LED lighting with courtesy light

CONTACT US



BOATS@EAGLECRAFT.COM



2177 ISLAND HWY,CAMPBELL RIVER, B.C.
 CANADA, V9W 2G6



(250) 286-6749



POPULAR CUSTOM OPTIONAL EQUIPMENT

EXTERIOR OPTIONS

- Beam increase from trailerable 11'/11'4" to 12'0"
- Walk-around deck layout increases beam to 13'0"
- Walk-thru side door(s) opening in cockpit
- Hull & cabin solid color wrap
- EagleShade sun/mist shade
- Upgrade Bow Rails – Increase height & length
- Aft Deck railings
- Aft Deck folding bench seat with removable cushions
- Synthetic exterior non-skid decking
- Anchor Wash down
- Trailer ready option- Folding mast and lower cabin height
- Removable cabin roof access ladder

ENGINE/ SYSTEM OPTIONS

- Increase Outboard Fuel tank depending on Outboard engine sizing
- Increase Diesel Fuel tank when Volvo D6-440's selected
- 2nd helm controls with steering mounted on aft console
- Joystick docking System- Yamaha, Mercury or Volvo
- Automatic Outboard Flushing System
- 3.5 kw diesel generator
- SeaKeeper 3
- Air conditioning(larger generator required)
- Upgrade Std trim tabs to automated interceptor system
- Additional 120 volt A.C. outlets
- (2) 190 watt solar panel with charge controller
- Water maker 14 US gal hr with automated controls
- Increase freshwater tank size
- Digital Switching for 12 volt system
- Lithium-Ion House Battery system
- Portable fridge/freezer in storage
- Upgrade microwave to convection microwave unit

DAVIT AND DINGHY / MOUNTS

- (9') aluminum rigid/ inflatable hull, 300 lbs hinged davit w electric winch, roof cradle, bridle

SAFETY PACKAGE

- 6 Person Life raft with hydrostatic release mounted on cabin roof
- 6 Adult Keyhole Life vest, Flare kits,(5) 5/8" x 20 ft braided lines, (3) G5 fenders w lines, life ring w line, (2)Fire Extinguisher 5# Dry,

Additional Custom Options & Equipment Available Upon Request
All vessels are custom designed to fit our customers specific needs
(Specifications & Options are subject to change without notice)

INTERIOR OPTIONS

- Second berth - Quarter Berth Layout
- Second berth - Transverse Berth Layout
- Enclose Second berth entrance for privacy
- Change traditional dinette settee to "L shaped" settee
- Upgrade finishes to soft touch material at Second berth areas
- Upgrade to Corian counters in galley and head
- Upgrade upholstery to synthetic leatherette material
- Window coverings and valances

ELECTRONICS

- Garmin 12" chart plotter w sonar, 18" fantom x radar dome, transducer, Garmin Grid
- Increase Chart plotter size to 16" display
- Additional 12 " Garmin display
- Additional 16 " Garmin display
- Stereo Fusion AM/FM unit with Bluetooth, USB, AUX with (6) Fusion speakers & sub, JL AUDIO speakers on aft deck
- Remote vessel monitoring system for Bilge Pump, Batteries, Temperature, Shore power, & vessel position
- Night vision added to Garmin system

FISHING PACKAGE

- Kicker Package- Yamaha/Mercury 25 hp Kicker extra long shaft, (Twin engine outboards only)
- Fish box built in deck or in transom
- Pre wired with (2) 12 vlt Scotty downriggers electrical plugs
- 8 Aluminum rod holders across on cabin roof extension
- 8 Burnewiin thru gunwale rod holders with cleaning table
- Custom Tackle center
- Raw water wash down system, 6 gpm / 70 psi, cockpit outlet, hose, nozzle
- Fresh water wash down outlet in cockpit, connected to fresh water system, hose, nozzle

CUSTOM OPTIONS NOTES

CONTACT US



BOATS@EAGLECRAFT.COM



2177 ISLAND HWY, CAMPBELL RIVER, B.C.
 CANADA, V9W 2G6



(250) 286-6749

